

SOLUXTEC

Wir kennen Sonne

PowerSlate Mono XSC


ALPINE

Ninside Serie Pure Glass

PSMAXSCNi345PG | PSMAXSCNi350PG

Soluxtec unique design of a frameless double glass module. The newest Powerslate Alpine Serie has been developed with an **Asymmetric glass** combination together with a fully redesigned cell layout offering high efficiency and higher mechanical behaviour.

Featured with Ntype-**TOPCON** cells the new Alpine products range will **Bring soluxtec** customers in a new era of opportunities.



FR
EN
DE



**25 YEARS
PRODUCT WARRANTY**



**25 YEARS
LINEAR PERFORMANCE WARRANTY**



O-PID

Optimized PID control. The combination of selected high-class materials prevent any occurrence of power induced degradation.

LID SAFE

Insusceptible against Light Induced Degradation, due to the absence of boron-oxygen recombination.

IMPROVED LCOE

LCOE of PSMXSCNi compared to industrial standard PV module technologies, provides much better results

RELIABILITY

Inexhaustible in severe environmental conditions Ammonia (NH3) and Salt Mist certified.

POWERFULL



PSMXSCNi provides an efficiency up to 21%. Best conversion efficiency under low light.

S-MBB

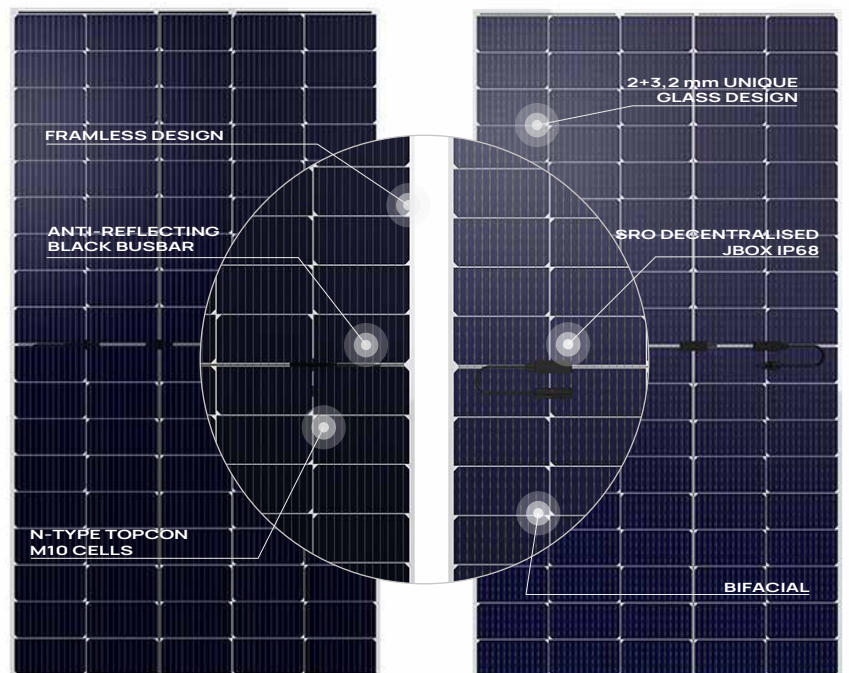
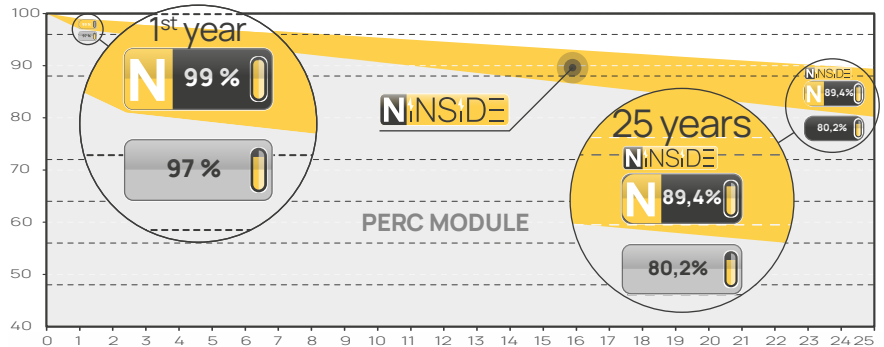
Thanks to Soluxtec's smart multi-busbar technology, PSMXSCNi offers the highest light catching value. In combination with an extraordinary homogeneous current flow, it also offers higher power and better temperature as the current industrial average.

SRO - SHADING RESPONSE OPTIMIZED

Advantage of half cut cells connected in the middle of the pv module compared to standard production.



25 YEARS LINEAR EFFICIENCY



POWERSLATE MONO XSC

ALPINE

Ninside Serie Pure Glass

PSMAXSCNi345PG | PSMAXSCNi350PG



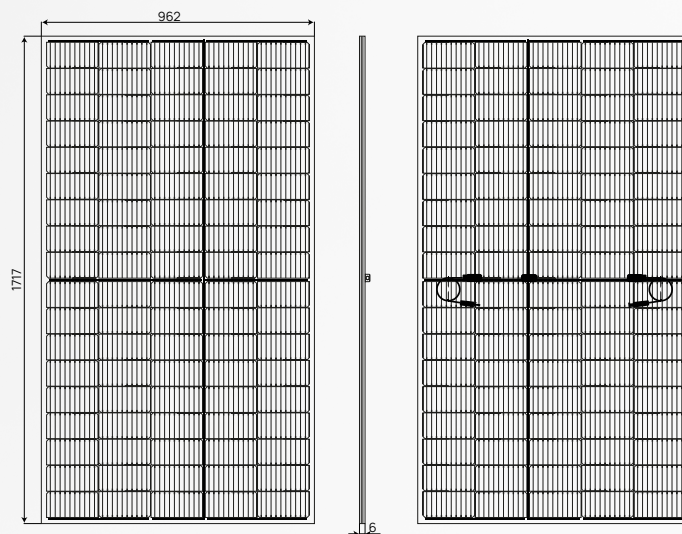
ELECTRICAL PARAMETERS UNDER STC CONDITIONS

(1000 W/m², 25°C, +/-2°C, AM=1,5 according to IEC 60904_3).

Model	PSMAXSCNi 345PG	GAIN BIFACIAL** +20%	PSMAXSCNi 350PG	GAIN BIFACIAL** +20%
Maximum Power Point (Pmax)*	345	414	350	420
Open Circuit Voltage (Voc)	31,59	31,59	31,78	31,78
Short Circuit Current (Isc)	13,74	16,48	13,82	16,58
Maximum Power Voltage (Vmpp)	26,49	26,49	26,68	26,68
Maximum Power Current (Impp)	13,04	15,64	13,12	15,74
Module Efficiency (%)	20,90		21,20	
Power Tolerance (Wp)		0-4,99Wp		
T temperature coefficient TC Isc		+0,03%/°C		
Temperature coefficient TC Voc		-0,28%/°C		
Temperature coefficient TC Vmpp		-0,30%/°C		

*Power measurement of flasher unit +/-3%

MECHANICAL



ELECTRICAL PARAMETERS UNDER NMOT CONDITIONS

(800 W/m², NMOT, AM=1,5)

MODEL	PSMAXSCNi 345PG	PSMAXSCNi 350PG
Maximum Power Point (Pmax)	255	258
Open Circuit Voltage (Voc)	29,29	29,48
Short Circuit Current (Isc)	11	11,06
Maximum Power Voltage (Vmpp)	24,45	24,64
Maximum Power Current (Impp)	10,44	10,50

OPERATING CONDITIONS

Max. Operating Voltage:	1500 Vdc
Protection Class:	Class II
Operating T° range:	-40°C ... +85°C
Max. Reverse Current:	25 A
STC 25°C:	+/- 2°C
NMOT 45° C:	+/- 2°C
Design load + (snow):	2400 PA
Maximum test load +:	3600 PA
Design load - (wind):	1600 PA
Maximum test load - :	2400 PA

MECHANICAL PROPERTIES

Dimensions:	1717 * 962 * 6 mm
Weight:	24,5 kg +/-3 %
Cell:	90 half cut Mono TOPCON NTYPE
Junction Box:	IP 68, 3 diodes potted
Connectors:	MC4 Evo2 or Compatible
Cables:	2 * 1200 mm
Solar Glass front / back:	2 mm + 3,2 mm ARC

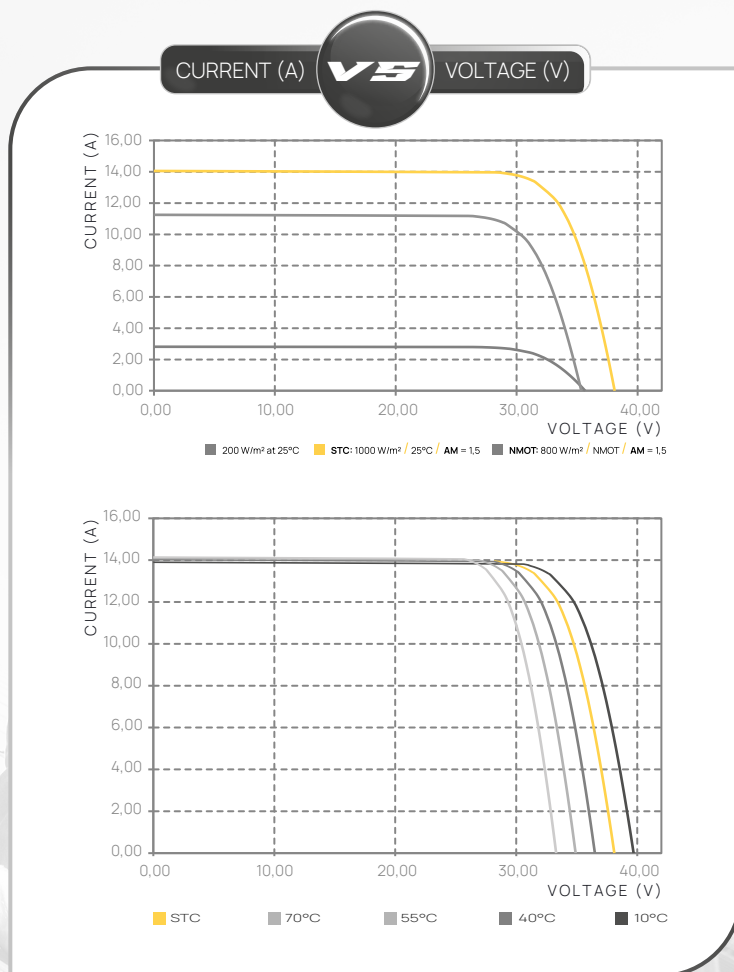
PACKAGING

Per Pallet:	29 Modules
Per Truck:	26 Pallets

CERTIFICATIONS

IEC 61215, EN 61730, IEC61701, IEC62804, IEC62716, ISO9001, ISO14001

LVD 2014/35/EU, EMC 2014/30/EU.



SOLUXTEC
MADE IN GERMANY

This data sheet complies with the requirement of **EN 50380**. Soluxtec GmbH reserves the right to make specification changes without prior notice. (2023)

DISCLAIMER: For final product, all specifications, and data may be subject to change to improve reliability, function, or design or otherwise.